


# ALUMINUM SIGN BLANKS


We stock .040, .063 (12"X18" only), and .080 aluminum. Other thicknesses available through special order are .100 and .125 aluminum. Our blanks are 5052H38 or 6061T6 alloy, degreased and etched for paint or reflective sheeting application.

All sizes may be ordered with Non-Reflective, Engineer, Hi-Intensity, VIP, or LDP Diamond Grade sheeting professionally applied. Standard blanks have 3/8" holes for mounting and radius corners in accordance with the MUTCD. Non-standard cuts of aluminum are our specialty, please ask your salesperson.

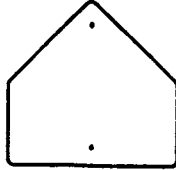
Note: The 1st dimension listed is the width of the blank.



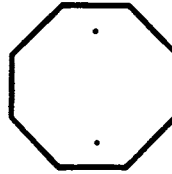
Diamonds



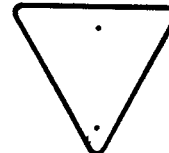
Rectangles



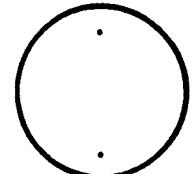
Pentagons



Octagons

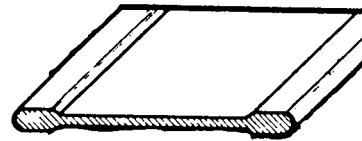


Triangles



Circles

SHAPE	GAUGE & SIZE	SHIPPING WEIGHT
Rectangle	.080x12x6	.56 lbs.
	.080x12x18	1.69 lbs.
	.080x18x6	.84 lbs.
	.080x24x6	1.13 lbs.
	.080x30x6	1.41 lbs.
	.080x36x6	1.69 lbs.
	.080x24x8	1.50 lbs.
	.080x24x10	1.88 lbs.
	.080x24x12	2.25 lbs.
	.080x21x15	2.46 lbs.
	.080x18x24	3.38 lbs.
	.080x24x18	3.38 lbs.
	.080x24x30	5.63 lbs.
	.080x24x36	6.75 lbs.
.080x30x36	8.44 lbs.	
.080x36x12	3.38 lbs.	
.080x12x36	3.38 lbs.	
.080x48x24	9.00 lbs.	
Square	.080x18x18	2.53 lbs.
Sq. or Dia.	.080x24x24	4.50 lbs.
Sq. or Dia.	.080x30x30	7.03 lbs.
Diamond	.080x36x36	10.13 lbs.
	.080x48x48	18.01 lbs.
Octagon	.080x24x24	3.74 lbs.
	.080x30x30	5.84 lbs.
	.080x36x36	8.42 lbs.
Pentagon	.080x30x30	5.27 lbs.
	.080x36x36	7.60 lbs.
Triangle	.080x30x30x30	3.06 lbs.
	.080x36x36x36	4.40 lbs.
Circle	.080x30x30	5.52 lbs.
	.080x36x36	7.96 lbs.
County Rte. Marker	.080x24x24	3.25 lbs.
	.080x18x18	1.82 lbs.
No Passing Zone	.080x36x48x48	6.35 lbs.



## Extruded Aluminum Street Blades

SHAPE	SIZE	SHIPPING WEIGHT
Rectangle	6x24	1.98 lbs.
	6x30	2.48 lbs.
	6x36	2.97 lbs.
	6x42	3.46 lbs.
	6x48	3.96 lbs.
	6 3/4 x 24	2.15 lbs.
	6 3/4 x 30	2.68 lbs.
	6 3/4 x 36	3.22 lbs.
	6 3/4 x 42	3.75 lbs.
	6 3/4 x 48	4.29 lbs.
	9x24	2.58 lbs.
	9x30	3.22 lbs.
	9x36	3.87 lbs.
	9x42	4.51 lbs.
9x48	5.16 lbs.	

