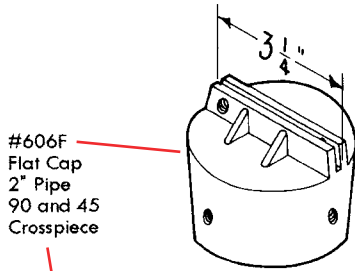
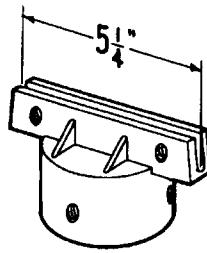


SIGN CAPS, CROSSPIECES & RELATED PRODUCTS



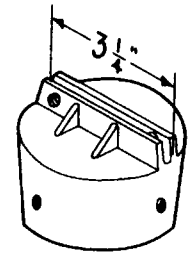
#606F
Flat Cap
2" Pipe
90 and 45
Crosspiece

5/16" Set Screw — 5 Places



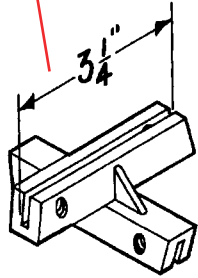
#808EX
Available for
both Flat and
Extruded Blades
Cap for 2" Pipe
90 and 45
Crosspiece

5/16" Set Screw — 5 Places



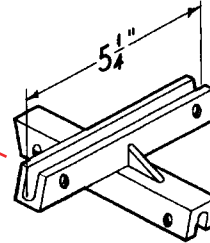
#707EX
Extruded Cap
2" Pipe
90 and 45
Crosspiece

5/16" Set Screw — 5 Places

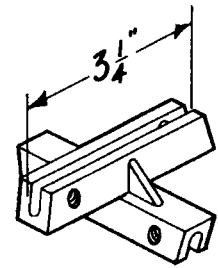


5/16" Set Screw — 4 Places

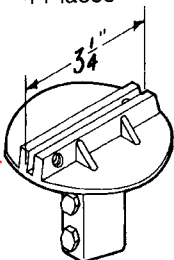
#808EX
Available in both
Flat and
Extruded Blades
U-Channel Cap
** Extruded
Opposite Cap
also available



5/16" Set Screw — 4 Places




5/16" Set Screw — 4 Places

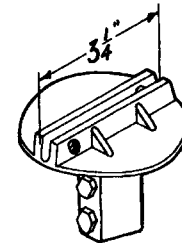


#606F
Flat Cap
U-Channel

5/16" Set Screw — 2 Places
5/16" x 3/4" Bolt — 2 Places

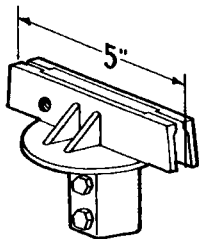


5/16" Set Screw — 2 Places
5/16" x 3/4" Bolt — 2 Places

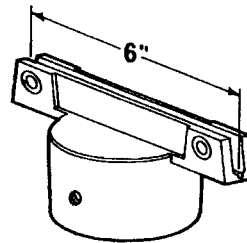


#707EX
Extruded Cap
U-Channel
* Extruded
Opposite
Cap Also
Available

5/16" Set Screw — 2 Places
5/16" x 3/4" Bolt — 2 Places

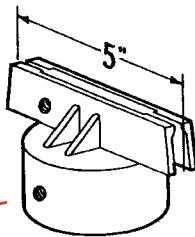


5/16" Set Screw — 2 Places
5/16" x 3/4" Bolt — 2 Places



5/16" x 3/4" or 1" Bolt — 2 Places
5/16" Set Screw — 3 Places

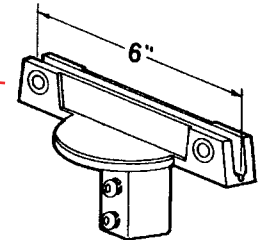
#909EX
Available in both
Flat and Extruded
Blades Cap for 2"
Pipe 90 and 45
Crosspiece



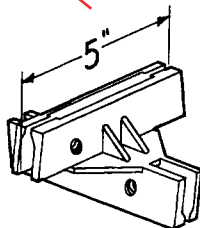
#808Locke
Cap for 2" Pipe
Cap for U-
Channel 90
Crosspiece Only

5/16" Set Screw — 5 Places

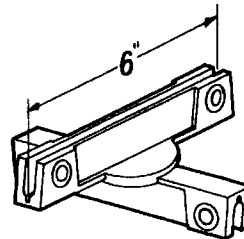
#909EX
Available in both
Flat and
Extruded Blades
U-Channel Cap
90 Crosspiece



5/16" x 3/4" or 1" Bolt — 2 Places
5/16" x 3/4" Bolt — 2 Places



5/16" Set Screw — 4 Places



#909EX
Available in
both Flat and
Extruded
Blades 45
Crosspiece

5/16" x 3/4" or 1" Bolt — 4 Places