

# CONSTRUCTION SIGNS

Construction signs are available in .080 aluminum (rigid) or our NEW roll-up signs featuring 3M reflective material!!

 M4-8  
24"X12"

 M4-9R (Shown)  
M4-9L  
30"X24"


 M4-10L (Shown)  
M4-10R  
48"X18"

 W1-6L  
W1-6R (Shown)  
48"X24"

 W8-8(1)  
30"X30"  
36"X36"  
48"X48"

 W8-8(2)  
36"X36"  
48"X48"

 W8-6A  
24"X24"  
30"X30"  
36"X36"  
48"X48"

 12"X36"  
Black/Yellow  
or  
Black/White

H-1L B/Y H-1R B/Y  
H-2L B/W H-2R B/W

19

 W20-2  
36"X36"  
48"X48"  
(Specify AHEAD or a Distance)

 W20-3  
36"X36"  
48"X48"  
(Specify AHEAD or a Distance)

 W20-4  
36"X36"  
48"X48"  
(Specify AHEAD or a Distance)

 W20-5(1)  
36"X36"  
48"X48"  
(Specify RIGHT, LEFT, OR CENTER and AHEAD or a Distance)

 W20-5(3)  
60"X60"  
(Specify RIGHT, LEFT and AHEAD or a Distance)

 W20-5(6)  
48"X48"  
(Specify Distance)


 W20-7A  
36"X36"  
48"X48"

 W20-7AP  
24"X18"

 W21-1A  
30"X30"  
36"X36"  
48"X48"

 W21-4  
24"X24"  
30"X30"  
36"X36"  
48"X48"  
(Specify Distance)

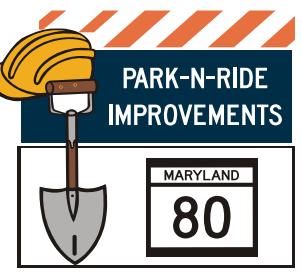
 W21-5  
24"X24"  
30"X30"  
36"X36"  
48"X48"

 W41-2  
24"X24"  
30"X30"  
36"X36"  
48"X48"  
(Orange)

 W95-5(1)  
36"X36"  
48"X48"

 W95-3  
48"X48"

 G20-3  
48"X24"



We also make Hat & Shovel Signs! Call for more details!

Please Specify Engineer, Hi-Intensity, VIP, or LDP Diamond Grade. Rigid or Roll-up

Call (410) 781-4000 Toll Free 1-800-368-2295 Fax (410) 781-4673 [www.shannonbaum.com](http://www.shannonbaum.com)